



replacement roofs



Revive your existing conservatory with a new roof

Ultraframe
Transforming light and space



Ultraframe makes the functional inspirational, creating the innovative solutions you need to make your dream home a reality.



Re-roof, **replace**, or re-build?

You have three options to upgrade your conservatory:

The easiest is simply to **re-roof**. All Ultraframe roofs are designed to fit seamlessly onto your existing conservatory frame, making it simple to trade up to a new level of quality and thermal performance. You'll be amazed at the difference re-roofing makes to both the comfort and class of your current space.

At the same time as replacing your roof it's easy to **replace** and upgrade your windows and doors if you choose to.

Of course the final option is to **rebuild** the entire conservatory, either with an orangery or extension. Ultraframe offers all of these solutions and you can find inspiration for them within this brochure.



Replace your roof, revive your room

Updating your conservatory with the latest designs from Ultraframe can have a significant impact on the thermal efficiency of your home, making your new room comfortable and cosy all year round. Replacing the roof and possibly other parts is a simple and cost effective solution that can add value as well as warmth, updating your conservatory to the room you want it to be.

The conversion of a glazed conservatory roof into a solid one requires official building regulations permission. Ultraframe solid roofs are designed to meet and exceed building regulations.



You'll be amazed at the difference a new roof makes to both the comfort and usage of your current space.



Ultraroof combines an authentic tiled look with a vaulted interior in a bespoke design that's all your own

Ultraframe have been designing and manufacturing conservatory roofs for over 30 years, and all our technical know-how has been utilized in the production of Ultraroof, to ensure that it can seamlessly replace an existing roof without the need to change the other parts of the room.


Choose the Ultraroof and you'll enjoy all the benefits of a traditional solid tiled roof, with all the advantages of strong and lightweight Ultraframe technology.

Add natural light with full height glass panels or Velux windows. You can specify tile colour, the colour of your fascia boards, and even the ridge and capping material, so your new roof blends seamlessly with your existing home.




Lightweight tile


Lightweight Ultraroof tiles are manufactured to withstand extreme temperature variation. They are available in 3 colours with an authentic slate design which look great on any home.



Carbon grey




Harvest Brown



Terra Brick

Pictures are used for illustration purposes only. Colours throughout are reproduced as accurately as printing/screen will allow, if in doubt always request an actual physical sample of the tile swatch.

Ultrarroof, The ultimate light weight tiled roof solution



BRIGHTEST

Fully integrated glazing solution

- Full height glazing for **maximum natural light** where needed
- Compatible with any specification of glass



LIGHTEST

The lightest tiled roof on the market

- Weighs only 38kg/m² **lighter than any other tiled roof**
- Designed by **conservatory specialists**, Ultraframe to replace existing conservatory roofs




FASTEST

Faster to fit than any other solid roof

- Integrated **full height glass panels** for faster glazing
- Quick to fit with **less disruption**
- **3 simple structural components**

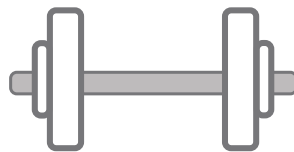
Ultraroom offers a magnificent vaulted plastered ceiling on the inside enhancing the feeling of space within your current conservatory. Thermally efficient with a U-value as low as 0.13, Ultraroom offers you the warmth and brightness you require, with beautiful and authentic looking lightweight tiles externally.



WARMEST

Unrivalled thermal performance

- U-Value **of 0.16** even with glazing panels
- Option to reduce to 0.13 if required
- **Complete warm roof system**, with no cold bridging
- **Fully insulated** 380mm structural beam



STRONGEST

No tie bar ever

- Superior strength for larger designs
- 4m spans for **bi-folds without extra support**.
- NASA satellite data used to **precision engineer every roof** for Wind AND snow loads



FIRE TESTED

Independently and fully fire tested

- The complete, assembled Ultraroom structure was **fire tested in 2017** by Warringtonfire.
- Ultraroom is **fire rated as B-roof** according to EN 13501-5: 2016
- Ultraroom is **fire rated as AC** according to BS476-3:2004



Glazed panels and pelmets make the **Livingroof** an adaptable design that can be personalised to meet your needs


Any shape or roof style, the flexible design means thermally efficient glass can be inserted just about anywhere into the grey insulated roof panels, to maximise natural light and give a truly spectacular look.

Internally Livingroof is stunning, delivering a magnificent vaulted ceiling or if you prefer there is an option of a suspended ceiling, allowing you to continue the ceiling height from an adjoining room, or give your room a more cosy feel.



Livingroof comes with an insulated internal pelmet as standard, adding impact to your architecture and style to your home with the option of down-lights, spot lights and speakers.

Livinroof, The most versatile replacement roof on the market



BRIGHTEST

More glazing options than any other solid roof

- **Shaped glazing** for a bespoke and stunning internal design.
- **Highly configurable** glazed panels for natural light where needed.
- Performance glass easily integrated **at no extra cost**.



LIGHTEST

The lightest solid roof on the market

- Weighs only 36kg/m² **lighter than any other solid roof**.
- Designed by conservatory specialists, Ultraframe to **replace existing conservatory roofs**.




SAFEST

The only solid roof engineered to postcode

- NASA satellite data used to **precision engineer every roof** for Wind AND snow loads.
- Wind tested to withstand hurricane winds up to 130mph.
- Independently fire tested BS476 part 3.

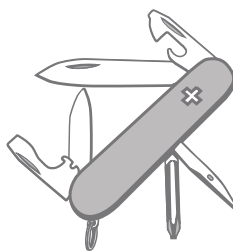
With the ability to be built in almost any shape or size Livinroof offers you design flexibility and with the ability to insert shaped glass into the contemporary grey panelled solid roof, it will allow the perfect amount of light to enter the room exactly where you need it most. Whats more, the roof is very well insulated, giving you a room that you can use all year round.



WARMEST

Unrivalled thermal performance

- A true warm roof system with no cold bridging.
- U-Value as low as 0.16.
- **Thermally insulated** internal pelmet as standard.



VERSATILE

The most configurable solid roofing system available

- The only solid replacement solution for low pitched lean-tos with **pitches from 5 to 31°**.
- Advanced software to instantly validate structural requirements of **any complex designs**.
- **Shaped glazing** inserted anywhere in the roof at no extra cost.



FIRE TESTED

Independently and fully fire tested

- The complete, assembled Livinroof structure was **fire tested in 2017** by Warringtonfire.
- Livinroof is **fire rated as B-roof** according to EN 13501-5: 2016
- Livinroof is **fire rated as AA** according to BS476-3:2004

Conservatory roof technology has come a long way in recent years. Advances in glass technology means that glass is much more thermally efficient, reduces sun glare and helps retain heat. Replacing your roof with high performance glass allows a plentiful supply of natural light to come into your home whilst still keeping your room comfortable all year round and reducing heating bills.

Performance glass roof allows plenty of natural light while retaining heat.



Personalise your replacement glass roof by adding a pelmet and central lighting panel internally, along with a Cornice externally (p17).





Glass is generally classified in terms of the following performance criteria:



Light Transmission

Percentage of light transmitted through the unit. A low % shows the least light transmitted from the sun.



Solar Rejection

The proportion of the sun's heat that is rejected. Generally the higher the percentage the better the glass is, however if you have a North facing or shady site you may want solar rejection to be lower.



U Value w/m2

A measure of how good the material is at preventing heat loss to the outside. The lower the figure, the more thermally efficient it is.

UV Protection

The higher the percentage, the lower the possibility of furniture and fabrics fading.

Performance glass options

Conservaglass	Tier 4		Tier 3		Tier 2			Tier 1		
	ULTRA83 Blue	Ultimate Blue	4S Blue	4S Neutral*	4S Aqua	4S Bronze	Blue	Neutral*	Aqua	Bronze
Glass Specification	ULTRA83 Blue	Ultimate Blue	4S Blue	4S Neutral*	4S Aqua	4S Bronze	Blue	Neutral*	Aqua	Bronze
Light Transmission %	25	27	41	37	32	42	52	45	39	52
Solar Rejection %	83	80	72	71	78	66	60	60	72	51
'U' value	1.0	1.0	1.0	1.0	1.0	1.0	1.2	1.2	1.2	1.2
UV Protection/Rejection %	90	90	86	82	90	89	83	78	92	86

*Neutral coating gives a slightly grey appearance



Self Cleaning

All Conservaglass is self cleaning, specially designed to remain cleaner for longer than conventional glass. The transparent coating on the glass, harnesses the power of ultra-violet rays from the sun and rain (or water) to break down dirt and grime then wash it clean away.




Quality as standard

All our glass is toughened, double glazed safety glass: 4mm glass - 16 mm Argon filled cavity – 4 mm glass with black warm edge spacer as standard. It is manufactured in specialist roof glass factories and guaranteed for 10 years.




Conservaglass colour options



Ventilation

The type of ventilation you need is specific to your conservatory, based on many considerations such as size, shape and most importantly, aspect in relation to the sun. South facing sites may need more ventilation than North facing sites, and other factors to consider include overshadowing from obstacles such as trees and buildings. A range of ventilation options from Ultraframe are available to provide a comfortable living environment.



Engineered to your postcode

All our roofs are engineered for the extremes of the UK climate and every Ultraframe roof is engineered to your specific postcode. Incredibly, our specialist software uses accurate data from NASA to calculate the altitude of your home along with predicted, snow load and wind speed.

The integrated structural design guide within the software draws on weather data and designs your new conservatory, orangery or extension for extreme snow loads and wind speeds that may occur in your location. Simply give the installer your postcode to ensure compliance with the correct structural loads.

Our extensive research and development team continues to innovate and design our products, so you can be certain that you're getting the latest in roofing technology engineered specifically for your own home.

1. Insulated internal pelmet

The internal pelmet, in any depth between 300mm and 1200mm means you can enjoy the light of a conservatory, the look of an orangery and the solid feel of an extension, all in one great value option. Not only will you gain added insulation, you'll also add ambience, with space for down-lights, spot-lights and speakers.



2. Central lighting panel

Choose a central lighting panel and add your choice of light fittings to the central roof ridge. Consider creating discrete pools of light for dining or relaxing, or create feature lighting as the focal point of your interior design. Insulated for added warmth, the panel can also be painted to match your décor.

3. Decorative cornices

Choose curved cornices for an effortlessly elegant traditional look or flat cornices for more modern designs. One, two or three tier flat cornices finish your structure in style, while hiding the gutters.

Frequently asked questions!

1

Q. I am thinking of replacing my old tired polycarbonate roof with a solid one – is there any 'red tape' involved?

A. An existing conservatory with doors into the house is 'exempt' from Building Regulations but changing the roof to a solid one means that Building Regulations now apply. Don't worry, your Ultraframe retailer will take care of everything.

2

Q. The existing conservatory has multiple shapes – I think you call it a 'P' shape. Can it be upgraded?

A. Yes indeed, you can choose Classicroof with high performance sealed glazed units or Livinroof which is the most configurable solid roof on the market and this means it can adapt to all the shapes and styles of conservatory currently available.

3

Q. Is my roof fire safe?

A. Both Livinroof and Ultrarroof have been stringently tested to ensure compliance with fire safety testing. In each case, the entire solid conservatory roof has been tested. Our partners for this testing exercise are Exova and Warrington Fire. These independent and recognised companies can qualify that each roof is compliant to British Standard (BS) and European Standards (EN).

- **Livinroof** is fire rated as B-roof according to EN 13501-5: 2016
- **Livinroof** is fire rated as AA according to BS476-3:2004
- **Ultrarroof** is fire rated as B-roof according to EN 13501-5: 2016
- **Ultrarroof** is fire rated as AC according to BS476-3:200

4

Q. Changing to a solid roof means it has to comply with Building Regulations, is there any official paperwork I should keep?

A. In England and Wales, Ultraframe works with an approved inspector organisation called jhai. They ensure the necessary procedures are followed and issue a completion certificate for you, which you can file with the deeds to your property. In other regions of the UK, other arrangements are in place.

5

Q. I want to have some pendant lighting and spotlights around the perimeter – how feasible is this?

A. Suspending pendant lights at the highest point of the vaulted ceiling is no issue as there are structural braces inside the plasterboard to take the weight of the lights. And spotlights can fit naturally into the 300mm deep pelmet that runs around the perimeter – this can even be varied to make this pelmet even more pronounced. You can add a central lighting panel and / or an insulated pelmet to house lighting with a Classicroof too.

6

Q. Will the solid roof be too heavy to sit on my windows?

A. Livinroof & Ultrarroof are much lighter than other replacement roofs and not much heavier than a glass roof. (Livinroof has a weight of only 36Kg/m² and Ultrarroof weighs only 38Kg/m²). This often enables the original window frames to be used providing a saving to the homeowner if required.

The difference in loading on the foundations is negligible. Provided there is no sign of settlement in the base there is no need to 'boost' the foundations. Please consult your retailer if in any doubt.

7

Q. How long will it take to replace the roof? I am worried my existing floor will be damaged during the transformation!

A. It is perfectly feasible to change simple designs over in the course of one day – plaster boarding and skimming - if a solid roof - would then take place over the next day or so. Ultraframe retailers will protect any existing finishes during the project.

8

Q. I am nervous about losing light into my adjacent dining room and I want to keep the room light and bright – what can be done?

A. Livinroof and Ultrarroof* both have the option to insert large glazed panels in virtually any position to allow light into the existing home.
*Rectangular panels only in Ultrarroof.

9

Q. How much more comfortable will this 'new room' be?

A. As the roof complies with Building Regulations, it is as thermally insulated as possible, in fact Livinroof and Ultrarroof are up to 15 times more thermally efficient than the roof it replaces. This will mean you can have greater comfort and lower bills than you have been used to. You can also keep the light too with both Livinroof and Ultrarroof. If you choose Classicroof with performance glass this can also dramatically improve thermal performance of your new conservatory.

Livinroof uses the Classic roof system so fitters can swap an old for a new one very quickly.



The Ultrarroof is available in 3 authentic slate finishes (p7 for colour options).

Classicroof and high performance glass combined with an insulated internal pelmet will improve thermal efficiency.





Featured image: Replacement Livinroof see pages 10 to 13.
For further information ask for the main CORE brochure.

more **style,** more **space**

Job No. 3736 RRB002 Ultraframe coRe AVJ 03/18

It is Ultraframe's policy to continually seek to improve its products, processes and service and we reserve the right to change specifications without prior notice. We have been trading for nearly 35 years and strive to deliver unrivalled quality and service.

Ultraframe

Transforming light and space